










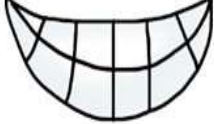












MR POTATO

ACTIVITIES










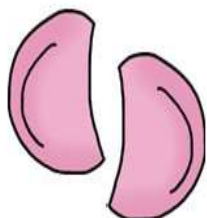






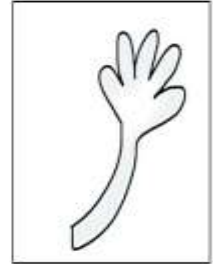
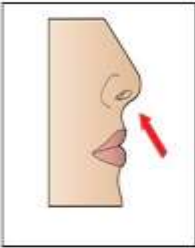

 <p>Body</p>	 <p>Eyes</p>	 <p>Eyes</p>	 <p>Hand</p>	 <p>Hand</p>
 <p>Nose</p>	 <p>Nose</p>	 <p>Mouth</p>	 <p>Moustache</p>	 <p>Teeth</p>
 <p>Ear</p>	 <p>Ear</p>	 <p>Mr Potato</p>	 <p>Leg</p>	 <p>Leg</p>
 <p>Glasses</p>	 <p>Shoes</p>	 <p>Cap</p>	 <p>Hat</p>	 <p>Bow</p>

Mr Potato Dice

Directions-

1. Two Player Game, 1 Dice required.
2. A printed and laminated Mr. Potato Head & Body parts can be used or an actual Mr. Potato Head toy & Body parts- which ever is most suitable; depending on the Players' Fine Motor abilities.
3. Roll the Dice and match the corresponding Body Part. Who ever finishes first; WINS!!!





TERMS OF USE/COPYRIGHT PROTECTED

TERMS OF USE: © Copyright 2018,

Author- Amanda Mc Guinness/Littlepuddins.ie 2018.

Please heed this Copyright, the ideas within this Printable belong to Amanda Mc Guinness:

littlepuddins.ie and as such all rights are reserved by Author.

Each page of this document is copyright protected and as such cannot be claimed as your own.

You may not post this document online or on a shared server.

If you want to share this document on a Blog, Pinterest or other social media site, please do so by using the cover image and linking directly to the website www.littlepuddins.ie



© Little Puddins